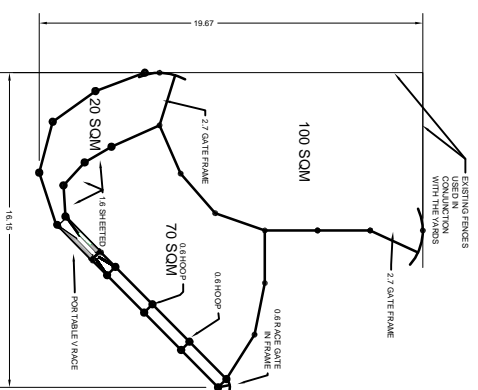
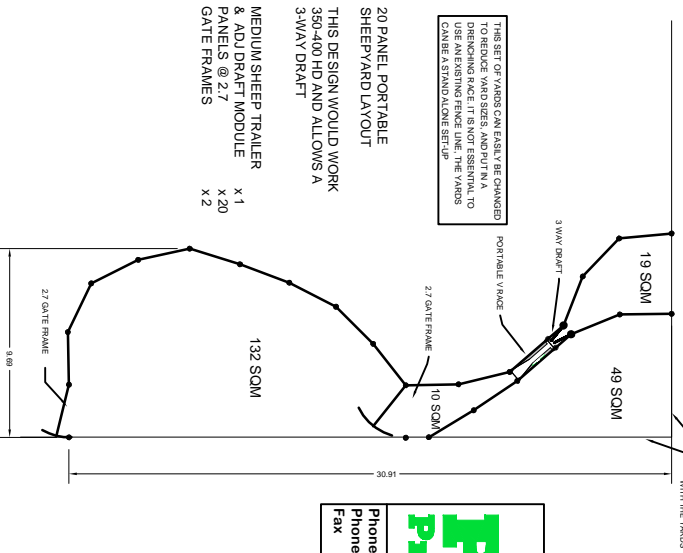
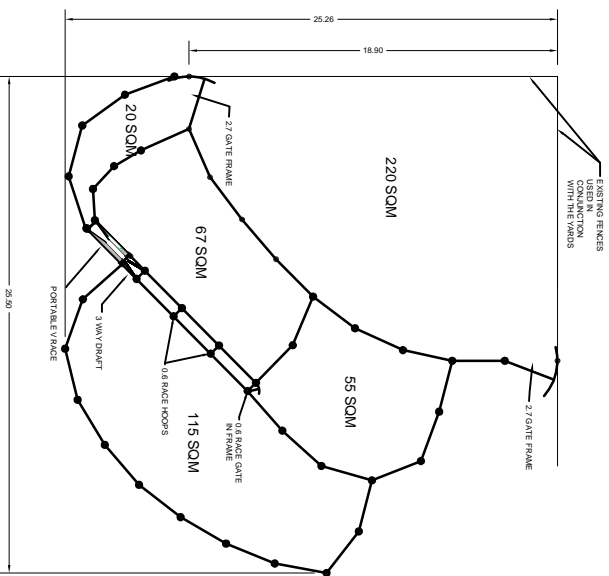
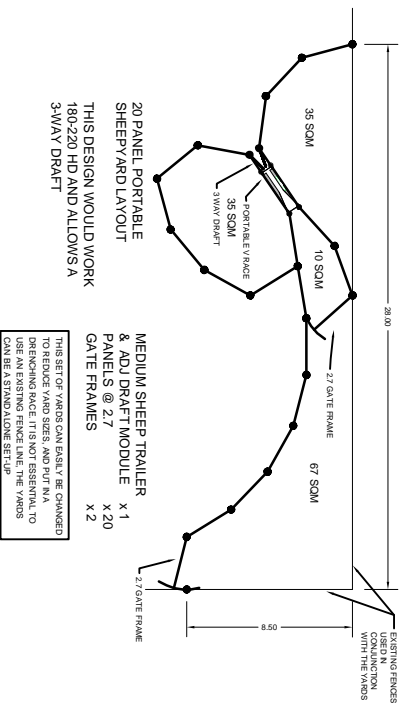


SUGGESTED PORTABLE SHEEPYARD LAYOUTS WITH EXISTING FENCES



Copyright

ProWay
Livestock Equipment

Phone 1300 655 383
Phone 02 6932 4000
Fax 02 6931 8410

PO Box 85
WAGGA WAGGA NSW 2650
www.proway.com.au

43 PANEL PORTABLE SHEEPYARD LAYOUT

THIS DESIGN WOULD WORK 600-700 HD AND ALLOWS A 3-WAY DRAFT & DRENCHING RACE TO HOLD 20 HEAD

LARGE SHEEP TRAILER & ADJ DRAFT MODULE PANELS @ 2.7 GATE FRAMES x 1 x 40

1.6m SHEETED PANELS x 2 x 2

0.6m RACE HOOP x 3

0.6m RACE HOOP W/ GATE x 2

0.6m RACE HOOP W/ GATE x 1

THIS SET OF YARDS CAN EASILY BE CHANGED TO REDUCE YARD SIZES, AND PUT IN A DRENCHING RACE (IT IS NOT ESSENTIAL TO USE AN EXISTING FENCE LINE, THE YARDS CAN BE A STAND-ALONE SETUP)

24 PANEL PORTABLE SHEEPYARD LAYOUT

THIS DESIGN WOULD WORK 300-350 HD AND ALLOWS A 3-WAY DRAFT & DRENCHING RACE TO HOLD 20 HEAD

MEDIUM SHEEP TRAILER & ADJ DRAFT MODULE PANELS @ 2.7 GATE FRAMES x 1 x 21

1.6m SHEETED PANELS x 2 x 2

0.6m RACE HOOP x 3

0.6m RACE HOOP W/ GATE x 2

0.6m RACE HOOP W/ GATE x 1

THIS SET OF YARDS CAN EASILY BE CHANGED TO REDUCE YARD SIZES, AND PUT IN A DRENCHING RACE (IT IS NOT ESSENTIAL TO USE AN EXISTING FENCE LINE, THE YARDS CAN BE A STAND-ALONE SETUP)